



### District Report Card: 2017


<b>State:</b> Haryana	<b>District:</b> Bhiwani
<b>Class:</b> 3	<b>Subject:</b> Mathematics
<b>Schools:</b> 61	<b>Students:</b> 1048


### Participation/Coverage


#### Students

<div>GENDER</div> <div></div>	Boys				Girls			
	Number		%		Number		%	
	489		46.66		559		53.34	

<div>AREA</div> <div></div>	Rural				Urban			
	Number		%		Number		%	
	896		85.50		152		14.50	

<div>CATEGORY</div> <div></div>	SC		ST		OBC		GEN	
	Number	%	Number	%	Number	%	Number	%
	528	50.38	0	0.00	268	25.57	252	24.05

<div>CWSN</div> <div></div>	LD	VI	HI	S&LD	ID	Oth
	2	5	0	1	3	0

<div>Management</div> <div></div>	Government			Government-aided		
	Number		%	Number		%
	1019		97.23	29		2.77

### Average Performance of Students in Mathematics (%)

Overall	Gender		Area		Management		Social Group			
	Male	Female	Rural	Urban	Govt.	Aided	SC	ST	OBC	GEN
57.39	52.23	61.91	56.79	60.96	57.15	65.98	56.39	0.00	58.73	58.07

## Performance on Learning Outcomes (LOs)

Learning Outcomes	Description	Average Performance(%)
M301	Reads and writes numbers up to 999 using place value	49.42
M302	Compares numbers up to 999 based on their place values	71.56
M303	Solves simple daily life problems using addition and subtraction of three digit numbers with and without regrouping	51.20
M304	Constructs and uses the multiplication facts (up till 10) in daily life situations	55.49
M305	Analyses and applies an appropriate number operation in the situation/ context	56.49
M306	Explains the meaning of division facts by equal grouping/sharing and finds it by repeated subtraction	61.93
M309	Identifies and makes 2D-shapes by paper folding, paper cutting on the dot grid, using straight lines etc.	70.58
M311	Fills a given region leaving no gaps using a tile of a given shape	45.28
M312	Estimates and measures length and distance using standard units like centimeters or meters & identifies relationships	36.86
M317	Reads the time correctly to the hour using a clock/watch	69.08
M318	Extends patterns in simple shapes and numbers	49.91
M319	Records data using tally marks, represents pictorially and draws conclusions	66.60

Range of Performance of Students who Answered Correctly							
Below 30%		30% - 50%		50% - 75%		Above 75%	
Number	%	Number	%	Number	%	Number	%
176	16.79	195	18.61	407	38.84	270	25.76

## Lowest Performing Learning Outcomes (LOs)

- 1 - Estimates and measures length and distance using standard units like centimeters or meters & identifies relationships (36.86)
- 2 - Fills a given region leaving no gaps using a tile of a given shape (45.28)
- 3 - Reads and writes numbers up to 999 using place value (49.42)
- 4 - Extends patterns in simple shapes and numbers (49.91)
- 5 - Solves simple daily life problems using addition and subtraction of three digit numbers with and without regrouping (51.20)